

Increased Safety and Intrinsically Safe Miniature Embedment Temperature Sensors

Overview

Install miniature sensors in or beneath the babbitt layer of bearing shoes. They monitor metal temperature—the most reliable indicator of bearing condition—to give early warning of oil film breakdown. With predictive maintenance, machines can be shut down and the problem corrected before catastrophic failure occurs.

While no larger than many bare ceramic elements, these RTDs have metal cases and insulated leads to withstand rough handling and harsh environments. They are easy to install in drilled holes for general purpose sensing.

Agency Certifications

Tri-certified for use in hazardous areas to IECEx, ATEX and North American (CSA USA and CSA Canada) requirements. These wide-ranging certifications allow users to cover many potential certification requirements with one sensor product, thus increasing flexibility and reducing inventory. For more information see the Certifications box to the right.

Specifications

Temperature range: -60°C to 200°C (-76°F to 392°F),
 Reducing to 180°C (356°F) for FEP jacket on cable options;
 Reducing to 125°C (257°F) for elastomer filled cable options;
 Reducing to -20°C to 149°C (-4°F to 300°F) for feedthrough options.

Babbitt tip: Factory applied babbitt tip, available on case style A, reduces the danger of overheating the sensor when installed in babbitt layer.

Time constant: 3.0 seconds (case style A) to 1.5 seconds (case style D), typical value in moving water.






Insulation resistance: 10 megohms min. at 100 VDC, leads to case and to stainless steel braid and feedthrough cases when specified.

Dielectric strength: 600 Volts RMS at 60 Hz for 2 seconds with a maximum leakage of 5mA, leads to case and to stainless steel braid and feedthrough cases when specified.

Lead wire colors can be specified in part number make up per IEC 60751 or Minco standard lead wire conventions.

Special options: Calibration data and tagging options are also available; contact Minco for details.

Case Styles

Case	Specifications
	Case Style A Case L: 0.250" (6.4 mm) Case Ø: 0.275" (7.0 mm)
	Case Style B Case L: 0.250" (6.4 mm) Case Ø: 0.188" (4.8 mm) Flange Ø: 0.250" (6.4 mm)
	Case Style B Short Case L: 0.188" (4.8 mm) Case Ø: 0.188" (4.8 mm) Flange Ø: 0.250" (6.4 mm)
	Case Style C Case L: 0.300" (7.6 mm) Case Ø: 0.125" (3.2 mm)
	Case Style D Case L: 0.300" (7.6 mm) Case Ø: 0.080" (2.0 mm)

Certifications

Minco's S7xx and TC7xx sensors are certified by multiple agencies. Consult the following list to learn more:

IECEx (IEC 60079):

Ex ia IIC Ga
 Ex eb IIC Gb
 Ex ic ec IIC Gc

ATEX (EN 60079):

II 1 G Ex ia IIC Ga
 II 2 G Ex eb IIC Gb
 II 3 G Ex ic ec IIC Gc

CSA Canada (CSA C22.2):

Ex ia IIC T6...T2 Ga
 Ex eb IIC T6...T2 Gb
 Ex ic ec IIC T6...T2 Gc
 IS Cl I, Div 1, Grp ABCD T6... T2
 Cl I, Div 2, Grp ABCD T6... T2

CSA US (NFPA 70 Art 500 & 505):

Cl I, Zone 0 AEx ia IIC T6... T2 Ga
 Cl I, Zone 1, AEx eb IIC T6...T2 Gb
 Cl I, Zone 2, AEx ic ec IIC T6...T2 Gc
 IS Cl I, Div 1, Grp ABCD T6...T2
 Cl I, Div 2, Grp ABCD T6...T2



Sensor Options

Customize the sensor to best fit application needs

Overview

Minco Miniature RTD and Thermocouple temperature sensors can be configured for best fit to your application.

Case Styles: Three basic case configurations (A, B/Short B and C/D) allow for different mounting methods, but all are designed to minimize the distance between the bearing surface and sensing element for optimum response and temperature measurement accuracy.

Preventing Oil Leakage: Two methods are available for applications where oil leakage/wicking occurs along the lead wires and through the access hole in the machine housing:

- **Feedthroughs** are stainless steel tubes potted at a fixed location on the lead wire. The feedthrough is sealed around the lead wires and pressure seal fittings can seal around the feedthroughs, preventing oil from moving along the lead wire.
- **Elastomer Filled Cables** have silicone rubber fill between

Sensor Options

Case


Specifications



Case Style A with babbitt tip-installed placing sensor just below babbitt layer and puddling babbitt metal over sensor tip.

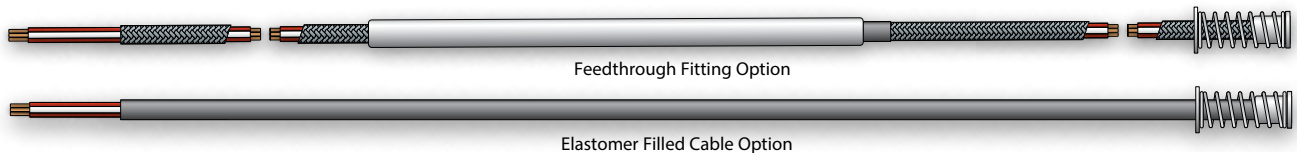


Case Style B (or short B) with ring and spring for spring-loaded installation.



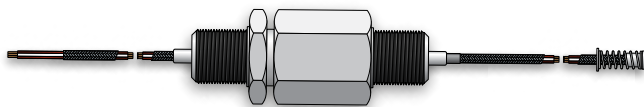
Case Styles C and D are most commonly epoxy potted in place.

lead wires, stainless steel braid sleeving and the outer FEP (Teflon) jacket. The elastomer filled cable can be sealed with the compression of pressure seal fittings to prevent oil from moving along the lead wire.

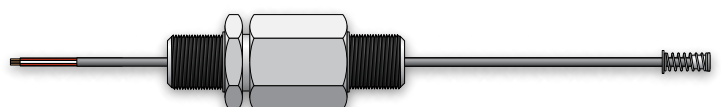


Feedthrough Fitting Option

Elastomer Filled Cable Option



Feedthrough Fitting Option with Optional Pressure Seal Fitting (ordered separately)



Elastomer Filled Cable with Optional Pressure Seal Fitting (ordered separately)

Both feedthroughs and elastomer filled cables can be sealed with pressure seal fittings such as Minco FG1015, FG3015 and FG4015. The FG4015 is an Ex rated fitting. FG4015 and FG3015 accept feedthroughs and cables up to 0.220 inch diameter while FG1015 accepts up to 0.257 inches. Multiple feedthroughs can pass through a single fitting as the fitting grommets can be configured for different diameter tubing and numbers of feedthroughs. Refer to Minco.com for fitting ordering information.

The primary difference between feedthroughs and elastomer filled cable is that feedthroughs are permanently fixed in place on the lead wire while elastomer filled cable can be sealed anywhere along the entire length of elastomer which allows flexibility in positioning the pressure seal fitting. This is particularly useful if exact dimensioning or cable run inside your equipment is not known at time of order.

Specifications and Options—Thermocouple

TC7 Specification

1	Number of sensing elements: 1 = 1 sensing element (single) 2 = 2 sensing elements (dual) in one cable 3 = 2 sensing elements (dual) in two cables
1	Case: 0 = Case Style A, copper alloy, tin plated 1 = Case Style B, copper alloy, tin plated 2 = Case Style C, copper alloy, nickel plated 3 = Case Style Short B, copper alloy, tin plated 4 = Case Style D, copper alloy, tin plated
K	Junction type: E = Chromel-Constantan K = Chromel-Alumel J = Iron-Constantan T = Copper-Constantan
U	Thermocouple junctions: U = Ungrounded (insulated from case) G = Grounded (fused internally to case)
S	Leadwire covering: T = TFE insulated leads (wrapped and fused) F = FEP jacket over TFE insulated leads S = Stainless steel braid over TFE insulated leads R = FEP jacket over stainless steel braid and TFE insulated leads E = FEP jacket over stainless steel braid and TFE insulated leads, with elastomer fill
120	Leadwire length
A1	Optional Installation/Accessories — leave blank for Case Styles C and D: A1 = AC171 spring/AC172 series ring - Case Style B only A2 = AC171 spring/AC1038 rings (Qty of 2) - Case Style B only A3 = AC171 spring/AC915-1 ring - Case Style B only A4 = AC672 spring/AC172 series ring - Case Style Short B only A5 = AC672 spring/AC1038 ring (Qty of 2) - Case Style Short B only A6 = AC672 spring/AC915-1 ring - Case Style Short B only B0 = No babbitt, no accessory - Case Style A only B0 = No accessory or feedthrough - Case Styles B or Short B only B1 = Babbitt layer applied to case tip, .100" MIN - Case Style A only
<p>TO ORDER WITHOUT FEEDTHROUGH STROP HERE TO ORDER WITH FEEDTHROUGH CONTINUE IN NEXT COLUMN</p>	

Feedthrough Options

C	Feedthrough designator
36	Feedthrough distance from sensor case in inches
H	Feedthrough diameter code: H = .188" DIA (same as AC958) J = .215" DIA (same as AC717) M = .250" DIA (same as AC718) N = .375" DIA (same as AC961)
40	Feedthrough length in .1" increments (40 = 4.0") (Standard lengths: 20, 25, 30, 35, 40, 45)
<p>Sample part number: TC711KUS120A1C36H40</p>	

Leadwire size (AWG)

Case style	Number of leadwires				
	2	3	4	6	8
RTD					
A	24	24	24	24	x
B	24	24	28	28	28
Short B	24	26	28	30	x
C	24	26	30	30	x
D	30	30	34	x	x
Thermocouple					
A, B, C	24	x	24	x	x
Short B	24	x	24	x	x
D	30	x	x	x	x

Order online at Minco.com



Increased Safety and Intrinsically Safe
Miniature Embedment Temperature Sensors

