

# Digital Panel Meters

Accepted Input Signals

## AC Voltmeters, AC Ammeters and Frequencymeters



DC Voltmeters and DC Ammeters DC

## Serial Communications



Process

## Counters, Ratemeters and Periodmeters



Thermocouples and PT100/RTD

## Chronometers Time counters



Customized

### DIGITAL PANEL METERS

#### SERIE K

20 mm Digit Size



## Series K - Larger distance view

- Digits . . . . . 4 digits  
20 mm digit height  
red color  
view up to 8 meters
- Front size . . . . . .96 x 48 mm  
for panel
- Outputs . . . . . .relays 1, 2, 3, 4 or 6  
isolated analog output  
Modbus RTU, RS-485, RS-232
- Power supply . . . . . .85 to 265 Vac/Vdc  
11 to 60Vdc and 24 / 48 Vac

### DIGITAL PANEL METERS

#### SERIE M

Full Signal Ranges Available



## Series M - With up to 6 digits

- Digits . . . . . .4, 5 or 6 digits  
14 mm digit height  
red or green color  
view up to 5 meters
- Front size . . . . . .96 x 48 mm  
for panel
- Outputs . . . . . .relays 1, 2, 3, 4 or 6  
isolated analog output  
Modbus RTU, RS-485, RS-232
- Power supply . . . . . .85 to 265 Vac/Vdc  
11 to 60Vdc and 24 / 48 Vac

### DIGITAL PANEL METERS

#### SERIE S

Compact Size 72x36 mm



## Series S - Compact Size

- Digits . . . . . .4 digits  
14 mm digit height  
red or green color  
view up to 5 meters
- Front size . . . . . .72 x 36 mm  
for panel
- Outputs . . . . . .relays 1, 2 or 4  
isolated analog output  
Modbus RTU, RS-485, RS-232
- Power supply . . . . . .85 to 265 Vac/Vdc  
11 to 60Vdc and 24 / 48 Vac

Distributor/reseller Sweden:

Elit Instrument AB, Box 7067, Polygonvägen 3, 187 12 Täby, Sweden | info@elit.se | www.elit.se


Tel: +46 8 92 08 30 | Fax: +46 8 92 78 30

**ELIT**

# Options

## Relay outputs


Module . . . . . R1  
Function. . . . . 1 relay output  
3 contacts (NC, NO, Common)  
Max. 250Vac @ 8A



Supported . . . . . Series K (max. 3 modules)  
Series M (max. 3 modules)  
Series S (max. 2 modules)

## Analog output


Module . . . . . AO  
Function. . . . . 1 isolated analog output  
4/20mA y 0/10 Vdc  
isolated 1000 Vdc



Supported . . . . . Series K (max. 3 modules)  
Series M (max. 3 modules)  
Series S (max. 2 modules)

## Modbus RTU


Module . . . . . RTU  
Function. . . . . 1 Modbus RTU output  
isolated 1000 Vdc



Supported . . . . . Series K (max. 3 Modules)  
Series M (max. 3 Modules)  
Series S (max. 2 Modules)

## RS-485 communication


Module . . . . . S4  
Function. . . . . 1 RS-485 output  
isolated 1000 Vdc



Supported . . . . . Series K (max. 3 Modules)  
Series M (max. 3 Modules)  
Series S (max. 2 Modules)

## RS-232 communication

Module . . . . . S4  
Function. . . . . 1 RS-232 output  
isolated 1000 Vdc



Supported . . . . . Series K (max. 3 Modules)  
Series M (max. 3 Modules)  
Series S (max. 2 Modules)

## Special - 6 relay output

Module . . . . . R6  
Function. . . . . 6 relay output  
3 contacts (NC, NO, Common)  
Max. 250 Vac @ 6A



Supported . . . . . Series K (máx. 1 Module)  
Series M (máx. 1 Module)

## Benchtop case

Reference . . . . . THM



Supported . . . . . Series K  
Series M

## DIN rail adapter

Reference . . . . . DRA-M



Supported . . . . . Series K  
Series M

## 96 x 96 mm adapter

Reference . . . . . KA96



Supported . . . . . Series K  
Series M

## Without push buttons

Reference . . . . . NBT



Supported . . . . . Series K  
Series M

## Green digits

Reference . . . . . G



Supported . . . . . Series M  
Series S

## IP65 protection

Reference . . . . . 65



Supported . . . . . Series K  
Series M  
Series S